

Synergy - Math Chapter Tests

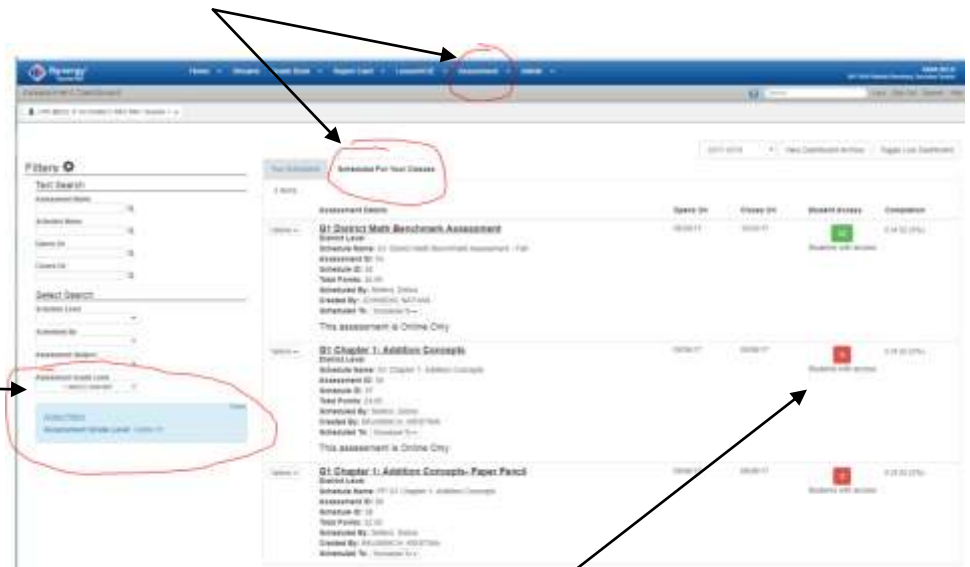
Activating Chapter Tests to Students

TeacherVue -Go to Assessment - Assessment Dashboard - Scheduled For Your Classes

Coding will be example: G(grade) 1 (level)

Certain grade levels and chapters may have a Paper Pencil Version (Paper Pencil will be noted on the test).

You will have access to all K-6th Grade Chapter Tests - to make it easier to find the Chapter Test you are looking for you can use the filter option



Once you find the test you are looking to activate - click on the Student Access Button (red if not active)



To active the class during the open school dates and time frames - click anywhere on the class line to turn it light green.
 Red - Inactivate
 Light Green - Active during School Dates and Times
 Dark Green - Active all the time

If there is a paper pencil version of the test and you wish to only have certain students take the paper pencil version, you can active just certain students for each test.

To see your students - click on the plus in front of your class name - turns to a minus and your students display.

Click on the students you wish to inactive (red)

You may wish to inactivate any students that are absent.



If you have activated only a few students within the course - the front screen will still have a red Students with Access Button because not all are activate.

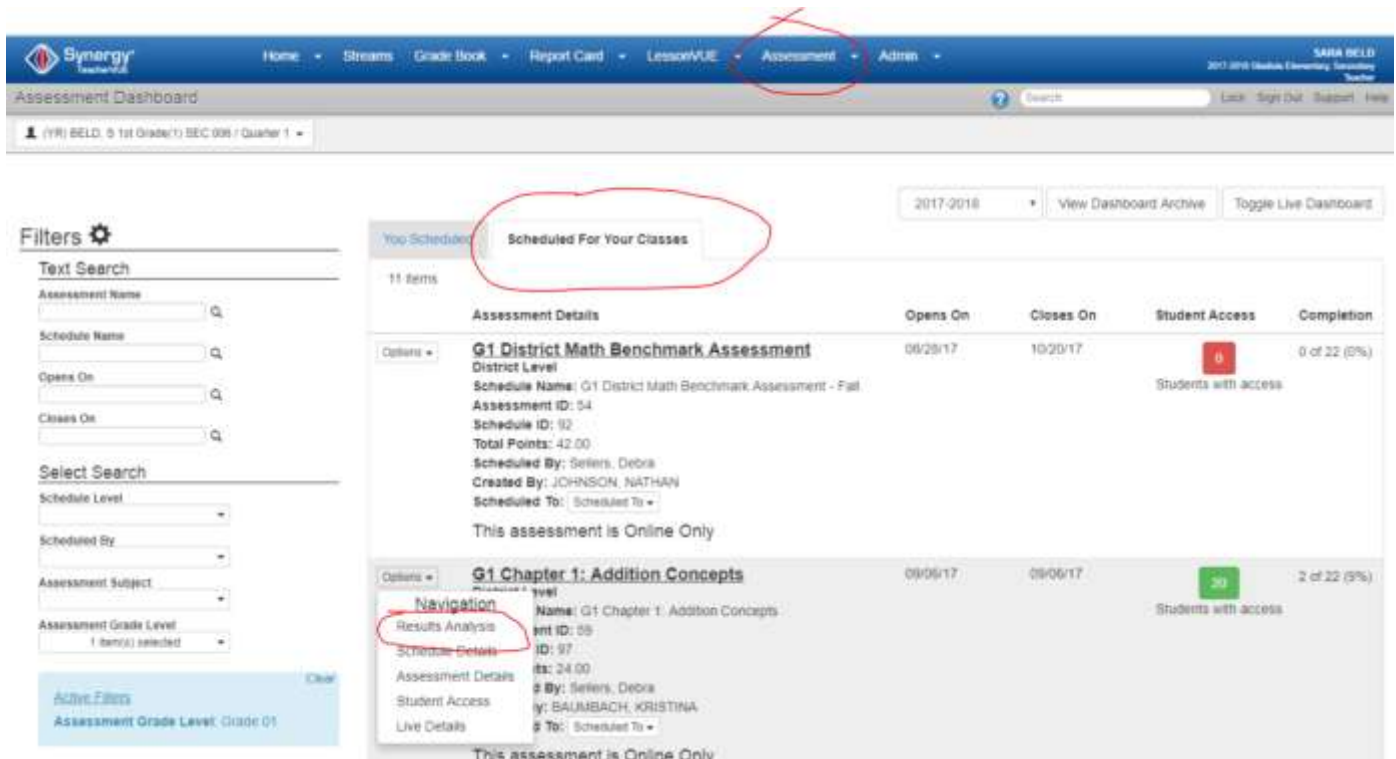
Once you have activated the tests - students will have a message in their StudentVue account and can take the test.

If the test you assigned has constructed response questions on it (meaning you need to look over and score it manually), you will need to do the following - two ways to get to Constructed Response Grading:

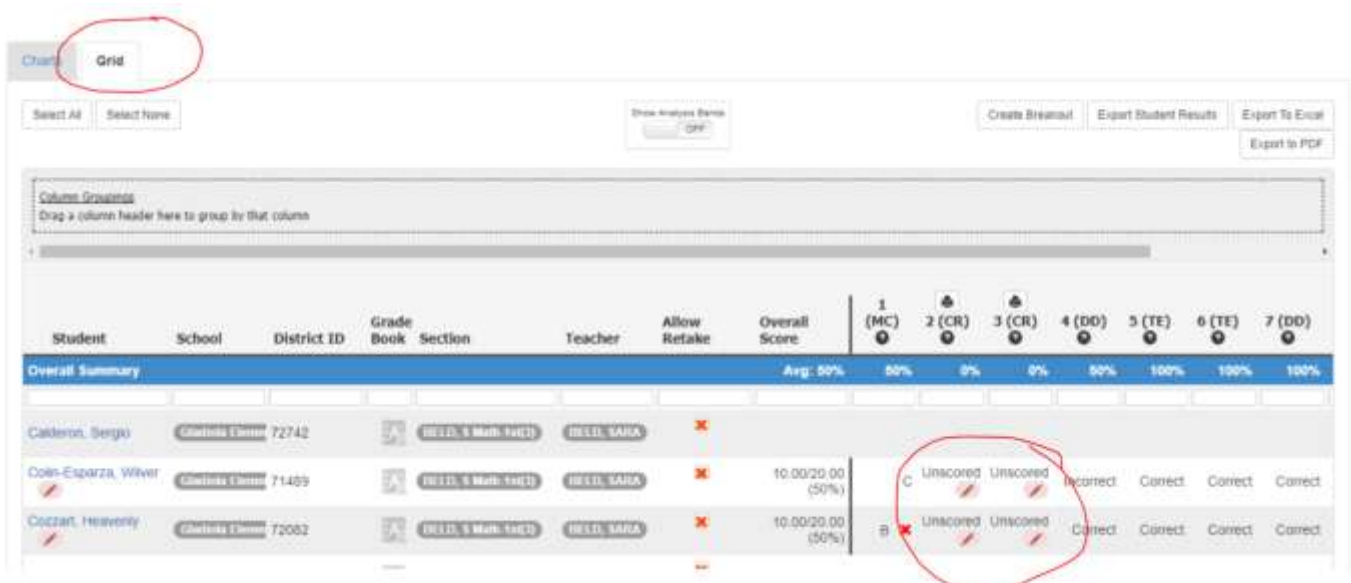
1st way to get to Constructed Response Grading

Assessment - Assessment Dashboard - Scheduled For Your Classes

Find the assessment - Click on Options drop down - choose Results Analysis



Click on Grid - you will see the list of students and questions - the questions will have Unscored - click on



It will pop up a new window - displaying the question and a spot for you to score it.

Fill in and click score.

It will then show in green, the score.

Student	School	District ID	Grade	Book	Section	Teacher	Allow Retake	Overall Score	1 (MC)	2 (CR)	3 (CR)	4 (DD)	5 (TE)	6 (TE)	7 (DD)
Overall Summary									Avg: 82.5%	50%	25%	0%	50%	100%	100%
Calderon, Sergio	Granville Elementary	72742	BE.LD. 5 Math	1st	BE.LD. SARA	BE.LD. SARA	✗								
Colin-Esparza, Wilver	Granville Elementary	71489	BE.LD. 5 Math	1st	BE.LD. SARA	BE.LD. SARA	✗	11.00/20.00 (55%)	C	1.00 / 2.00	Unscored	Incorrect	Correct	Correct	Correct
Cozzari, Heavenly	Granville Elementary	72062	BE.LD. 5 Math	1st	BE.LD. SARA	BE.LD. SARA	✗	10.00/20.00 (50%)	B	Unscored	Unscored	Correct	Correct	Correct	Correct
DeVries, Madison	Granville Elementary	71629	BE.LD. 5 Math	1st	BE.LD. SARA	BE.LD. SARA	✗								

2nd way to get to Constructed Response Grading

Assessment - Constructed Response Grading

Can choose to grade by Student or By Question

Student	Assessment	Needs Review
Calderon, Sergio	G1 Chapter 1: Addition Concepts	5
Cozzari, Heavenly	Math's Chapter 1: Addition Concepts- Deb's test 1	4
Colin-Esparza, Wilver	Math's Chapter 1: Addition Concepts- Deb's test 1	3

By Student - click on the name - fill in the score and press score

Assessment Grading

Colin-Esparza, Wilver

Assessment Name: Maths Chapter 1: Addition Concepts- Detsr test 1
Assessment Date: 9/6/2017
Student Results So Far: 11.00 / 20.00

Criteria: Ratings: **2** Points

Possible Answer: Check Children's work

Rubric Points: 0 / 8
Suggested Item Score: 0 / 2.00
Score: 1.00 / 2.00 **Score**

Response ID: 157388
Item ID: 659
Schedule ID: 100
Assessment ID: 79
Date And Time: Wednesday, September 28, 2017 7:39 PM
Response Speed: 0h
Graded By: BELD, SARA
Points: 1.00 / 2.00

Assessment Item 2

▶ 0.00 / 2.00

There are 4 worms and 2 more worms. Use pictures, words, or numbers to show how many worms.

▶ 0.00 / 2.00

Answer this question on the paper pencil test

Wilver's Response

Student did not respond

By Question - click on by Question - then click on the question you wish to score.

Assessment Grading

By Student **By Question**

Filters: Assessment: Questions:

By Question

9 items

Assessment	Question	Yes	No
01 Chapter 1: Addition Concepts	There are 4 worms and 2 more worms. Use pictures, words, or numbers to show how many worms. *Answer this question on the paper pencil test*		
01 Chapter 1: Addition Concepts			

Colin-Esparza, Wilver

Assessment Name: Maths Chapter 1: Addition Concepts- Detsr test 1
Assessment Date: 9/6/2017
Student Results So Far: 11.00 / 20.00

Criteria: Ratings: **2** Points

Possible Answer: Check Children's work

Rubric Points: 0 / 8
Suggested Item Score: 0 / 2.00
Score: 1.00 / 2.00 **Score**

Response ID: 157388
Item ID: 659
Schedule ID: 100
Assessment ID: 79
Date And Time: Wednesday, September 28, 2017 7:39 PM
Response Speed: 0h
Graded By: BELD, SARA
Points: 1.00 / 2.00

Assessment Item 2

▶ 0.00 / 2.00

There are 4 worms and 2 more worms. Use pictures, words, or numbers to show how many worms.

▶ 0.00 / 2.00

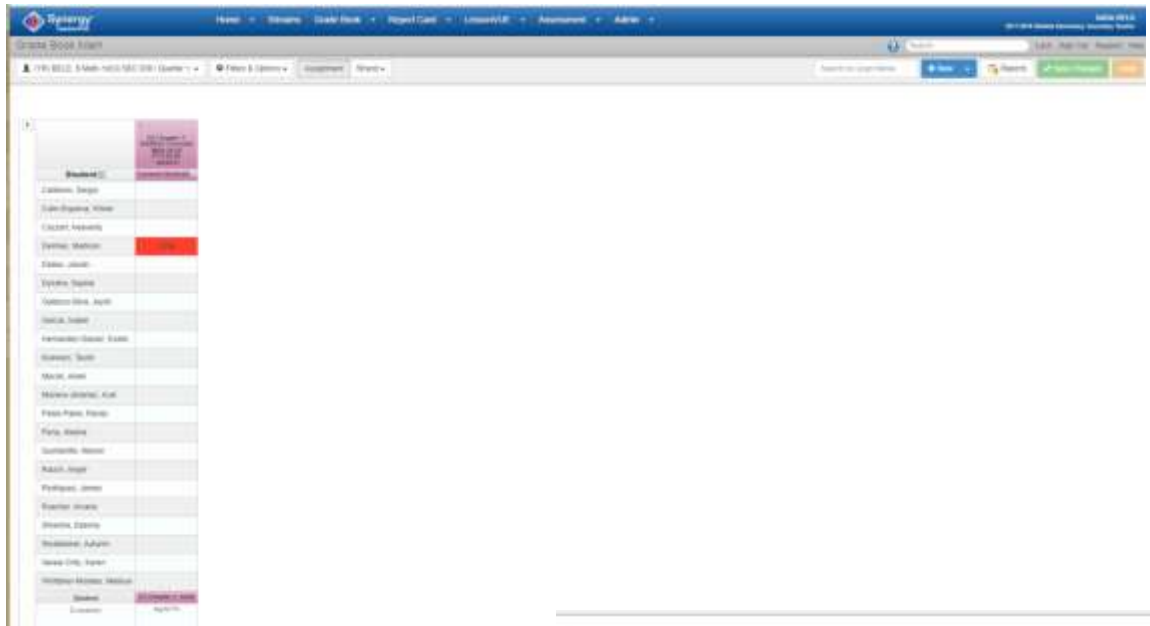
Answer this question on the paper pencil test

Wilver's Response

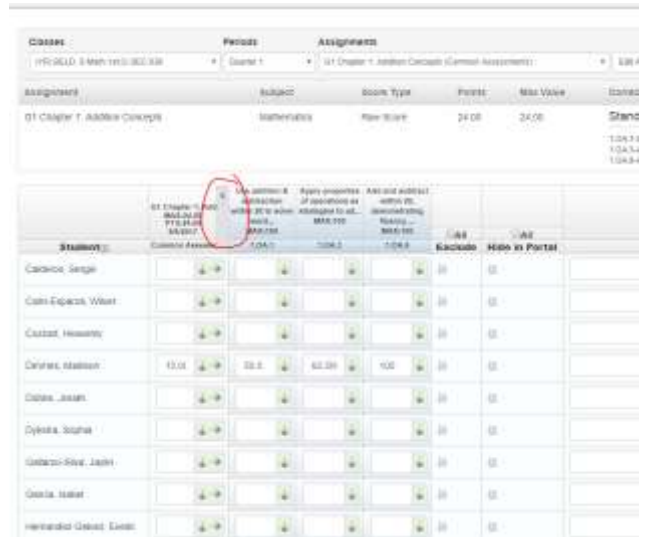
Student did not respond

After the student has finished taking the test, the assignment and scores (overall and standard scores) will drop into the Math course in the grade book.

To see that assignment's standard scores - you can click on the assignment name and click on Enter Scores



Then click on the arrow to expand and see the standard(s) scores that go with that assignment.



Reminder - standards mode will be a calculation of the standard from assignments that use that standard that marking period.

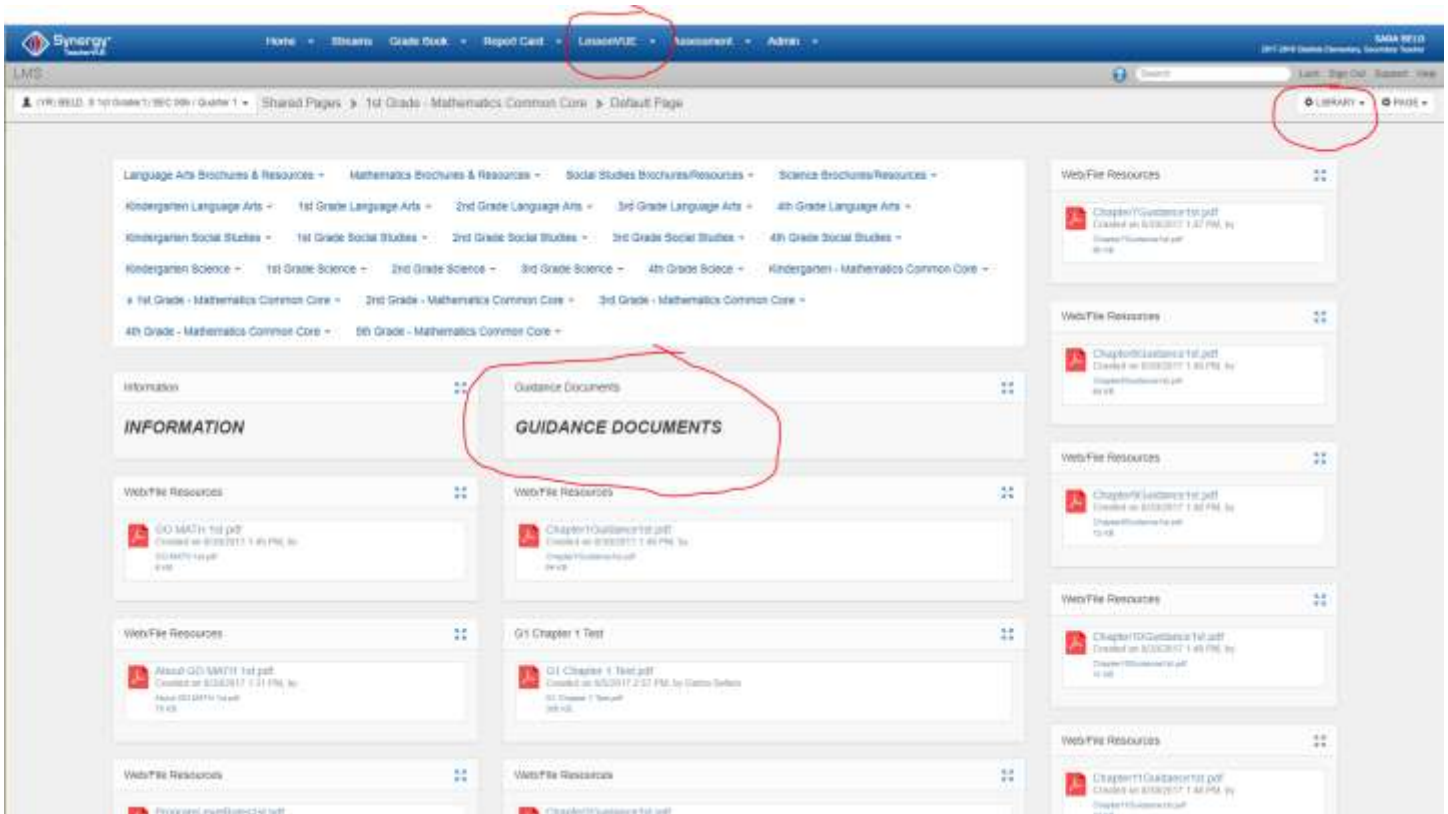
If you have assigned a **Paper Pencil Test**, you can get the Test from the LessonVue LMS page to print out and copy for students to take.

Click on LessonVue - LMS

To see the shared district curriculum - click on Library - Shared Pages

Under the Guidance Documents - you will find the Chapter Guidance Documents, Paper Pencil Tests, or Constructed Response Documents if available.

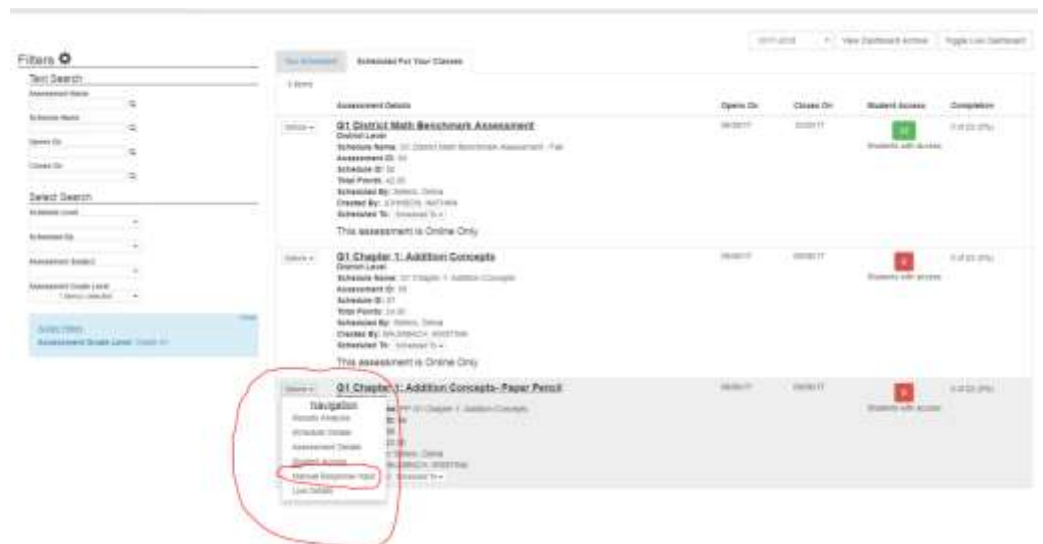
Click on the document and open the pdf



After the students take the Paper Pencil Test - go to TeacherVue

Assessment -
Assesment Dashboard -
Scheduled for Your Classes -
Find that Paper Pencil Test

Click on the Options drop down next to the name and choose Manual Response Input to enter scores



Find the student that took the paper pencil test, enter in the points for each question. When finished, click on Return to Dashboard.

Manual Response Input for PP G1 Chapter 1: Addition Concepts

[Return to Dashboard](#)

Manual entry of scores is available for TP, MC, MS, and CR Item Types. Use the spreadsheet-style grid below to enter answers for your students, or make changes to already existing answers. Student scores will automatically save upon entry.

Name	District ID	Scheduled Group	1 CR 2 points	2 CR 2 points	3 CR 1 points	4 CR 2 points	5 CR 2 points	6 CR 2 points	7 CR 1 points	8 CR 1 points	9 CR 2 points	10 CR 1 points	11 CR 2 points
1. Calderon, Sergio	72742	Math-1st Grade	2	2	2	1	1	0	2	1	2	1	1
2. Oski-Espinoza, Wilmer	71485	Math-1st Grade											
3. Cozzani, Hensvenly	72052	Math-1st Grade											
4. DeVries, Madison	71828	Math-1st Grade											
5. Dooks, Jariah	72839	Math-1st Grade											
6. Dykstra, Sophia	71498	Math-1st Grade											
7. Galazco-Solis, Jaylin	73417	Math-1st Grade											
8. Garcia, Isabel	71321	Math-1st Grade											
9. Hernandez-Galvez, Cecile	71845	Math-1st Grade											
10. Haevers, Taylor	72044	Math-1st Grade											
11. Maciel, Aaron	71691	Math-1st Grade											

When it returns to the Dashboard, assignment and scores go directly into the Math Course (overall score and standards).

If you had some students take the on-line test and the paper pencil version of that test, there will be two assignments in the grade book with just those students that scored in each assignment.

If you need to re-test the student during that open window:

Click on Grid

Click on the Allow Retake for that individual student(s).

The screenshot displays the 'G2 Math Benchmark Assessment' interface. At the top, it shows the 'Analysis Band' as 'High Elementary Analysis Band' with a score of 79.50. Below this, there are buttons for 'View' and 'Assessment Items'. A 'Grid' button is circled in blue. The main table lists students with columns for 'Student', 'School', 'District ID', 'Grade Book', 'Section', 'Teacher', 'Allow Retake', and 'Overall Score'. The 'Allow Retake' column for the student 'Educa, Matthew' is circled in blue and contains a green checkmark. The 'Overall Score' for this student is 0, indicated by a red box. The table also includes columns for 'Overall Summary' and '1 (TE)' through '10 (TE)', with scores ranging from 50% to 100%.

Student	School	District ID	Grade Book	Section	Teacher	Allow Retake	Overall Score	1 (TE)	2 (TE)	3 (TE)	4 (TE)	5 (TE)	6 (TE)	7 (TE)	8 (TE)	9 (TE)	10 (TE)	11 (TE)	12 (TE)
Abate-Fernando, Miya	✗
Acosta-Rodriguez, Olymaris	✗
Educa, Matthew	✓	0	Correct	Correct	Correct	Correct	Correct	Correct	Correct	Correct	Correct	...
Comas, Ana	✗
Ellis, Leah	✗
Garcia-Vega, Rebecca	✗
Goff, Zachary Rabala on 2/16/2017	✗	0	Incorrect	Incorrect	Incorrect	Incorrect	Incorrect	Incorrect	Incorrect	Incorrect	Correct	Correct
Guadalupe-Castaneda	✗

The retake score will automatically be replaced in your grade books....it replaces - does not keep the old score within that quarter.